

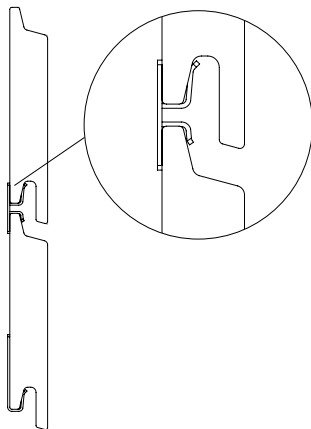

Creative

Status December 2021



FACADE PROFILES





Economic and durable

Our facade profiles are used both for new buildings, as well as already existing buildings. Combined with suitable heat insulation they are fitted as a rear-ventilated curtain-wall system. Additionally, the facade profiles can be used for special constructions, such as for building car ports. Our range offers the appropriate accessories for such projects, too.

Quick and simple laying, as well as weather protection, colour stability and durability are all decisive criteria for a wood composite facade system. Naturinform's tested and certified wood composite material, at a ratio of wood to polymer of ca. 70 to 30 percent, is an ideally suitable material. The facade solutions benefit from the exemplary material characteristics of this wood-composite combination: Due to the ingredient polymer the facade profiles are weatherproof, but also very low maintenance and easy to clean. You only need water, and if the material is badly soiled, you can use a high-pressure cleaner.

All facade profiles have been awarded the EPDs (environment product declaration) according to the international standards. All products are continuously checked in quality and load tests, to guarantee a constant perfect and first-class wood composite material quality.

CREATIVE with wooden grain

MULTICOLOURED



Oak brown Amber brown Chestnut brown



Graphite grey

CREATIVE exclusive with noble embossing

MONOCHROME



Linen Sisal Clay




Tabacco Pebbel Lava grey

MULTICOLOURED



Oak brown Amber brown Chestnut brown



Dolomite grey Basalt grey

Design variety

The facade profiles are available in three different sizes: small, xl and xxl, and can be mounted both horizontally, as well as vertically. Thanks to the facade brackets, it is possible to assemble the facade invisibly. Choose between a surface with a natural wooden grain, or embossed elegantly, to look like natural stone.

Corners can be created by cutting the facade profiles flexibly at any angle with a mitre cut, or you can use our modern stainless steel corner fitting, which is easy to mount and creates a safe border.

Total height	small: 70 mm, xl: 103 mm, xxl: 152 mm
Covered width	small: 66 mm, xl: 99 mm, xxl: 148 mm
Thickness	small: ca. 17 mm, xl: ca. 17 mm, xxl: ca. 17 mm
Standard lengths	ca. 4 m / ca. 6 m (Special lengths at an extra charge)
Special colours	from 30 m ² per colour on request
Requirement	small: 1 m ² area consists of approx. 15 linear metres xl: 1 m ² area consists of approx. 10 linear metres xxl: 1 m ² area consists of approx. 6.8 linear metres
Weight	small: 1.15 kg/m, xl 1.9 kg/m, xxl 2.8 kg/m



Three sizes: small, xl and xxl

2



1



Corner options

Corner with border profile (image 1)

Corner with facade corner of stainless steel and mitre cut (image 2)

Instructions and planning

There are instructions and videos on assembly for all of our products to help you start your project safely and expertly. These are made by experts on site and are regularly updated. They contain all the necessary information on material, characteristics, as well as planning basics and the correct application. Visit our website and discover more information and brochures, as well as our new facade planner, using which you can easily visualise your future project.

NATUR inFORM GmbH

Flurstraße 7

D-96257 Redwitz a. d. Rodach

T +49 (0) 9574 65473-0

F +49 (0) 9574 65473-20

info@naturinform.com

www.naturinform.com



This publication was created carefully for you and is constantly being developed further.
You can find the current and valid version at www.naturinform.com. Printed colours may vary.
Status December 2021